

# Scavenger Hunt

## A FUN WAY FOR CHILDREN TO EXPLORE THEIR SURROUNDINGS


The goal is to find all the characters as you complete your Muddy Puddle Walk.

### INSTRUCTIONS

1. If you can, print this activity sheet out on A3 paper so that the characters are big enough to find.
2. Cut out the characters and hide them around your nursery or in the playground.
2. Write up the list of characters children need to find and display it for everyone to see, or give a list to each child.
  1. Peppa Pig
  2. George Pig
  3. Mummy Pig
  4. Daddy Pig
  5. Madame Gazelle
  6. Danny Dog
  7. Miss Rabbit
  8. Pedro Pony
  9. Suzy Sheep
  10. Edmond Elephant
4. At the end of the hunt give every child a sticker for completing the challenge.
5. Encourage children to talk about the places where they found the characters.

## GET SPONSORED FOR TAKING PART IN THE SCAVENGER HUNT

Find more resources online at [savethechildren.org.uk/mpwresources](http://savethechildren.org.uk/mpwresources) or call us on 020 7012 6400 for print outs



This activity encourages children to explore and move around their environment.

SPONSORED BY



# Warm up for Peppa Pig's Muddy Puddle Walk!

## ACTIVITIES TO GET YOUR LITTLE ONES READY FOR THE BIG DAY

Our mini-exercise activity is a great way to build up to the Muddy Puddle challenge.

Get your little ones moving, stretching and jumping with a different activity a day in the two weeks leading up to your Muddy Puddle Walk.

The countdown starts here!



### 10 Days to go

Breathe in and breathe out deeply – ten times. Wiggle your fingers, wiggle your toes.

### 9 Days to go

Head and shoulders knees and toes. Get mummy and daddy involved and do some training at home.

### 8 Days to go

Join Miss Rabbit and wiggle your waist with a hula hoop.

### 7 Days to go

Do ten jumping jacks with Peppa and Suzy.

### 6 Days to go

March and sing – to Peppa Pig's Muddy Puddle Walk song (see your guide book, page 8).



SPONSORED BY



This activity encourages children to explore and move around their environment.

### 5 Days to go

Chase and pop the bubbles with Danny Dog.



### 4 Days to go

Kick a ball into the goal with George.

### 3 Days to go

With Mummy Pig try walking along a rope laid out on the ground.

### 2 Days to go

Do a wiggle worm race with Peppa.

### 1 Day to go


You're ready! Rest up and stretch your fingers and stretch your toes.



## HOLD A MUDDY PUDDY PIE SALE – AND DECORATE YOUR OWN GRANNY PIG CUPCAKES TOGETHER.

[savethechildren.org.uk/mpwresources](http://savethechildren.org.uk/mpwresources)

## Granny Pig's Muddy Puddle Pie Decorating



### YOU'LL NEED

Chocolate cake (follow the instructions on a box of cake mix or make your own if you're a star baker!)

#### For the Chocolate Buttercream:

300g icing sugar

40g cocoa powder

100g unsalted butter, softened

40ml milk



### TO DECORATE

Buttercream

8-10 plain chocolate biscuits of your choice

Jelly worms and any other creepy crawly decorations

### INSTRUCTIONS

Start by making the chocolate cake

While the cake cools, sift the icing sugar and cocoa powder together and beat in the softened butter until everything is well mixed

Gradually add the milk and beat until light and fluffy

To make the mud, crush up your chocolate biscuits until they look like soil

Once the cake is completely cool, spoon the buttercream on top, sprinkle over the crushed chocolate biscuits and add your creepy crawlies!

SPONSORED BY



Save the Children  
CHANGE THE FUTURE

Find more resources online at [savethechildren.org.uk/mpwresources](http://savethechildren.org.uk/mpwresources) or call us on 020 7012 6400 for print outs


# Brilliant Bunting!

**YOU'LL NEED SCISSORS,  
GLUE AND STRING.**

**1** Cut out the bunting triangles (make sure a grown-up helps with the scissors).

**2** Ask your muddy puddle walkers to decorate a triangle each.

**3** Fold the triangle tab over your string and glue in place, then you're ready to go!



SPONSORED BY



Find more resources online at [savethechildren.org.uk/mpwresources](http://savethechildren.org.uk/mpwresources) or call us on 020 7012 6400 for print outs